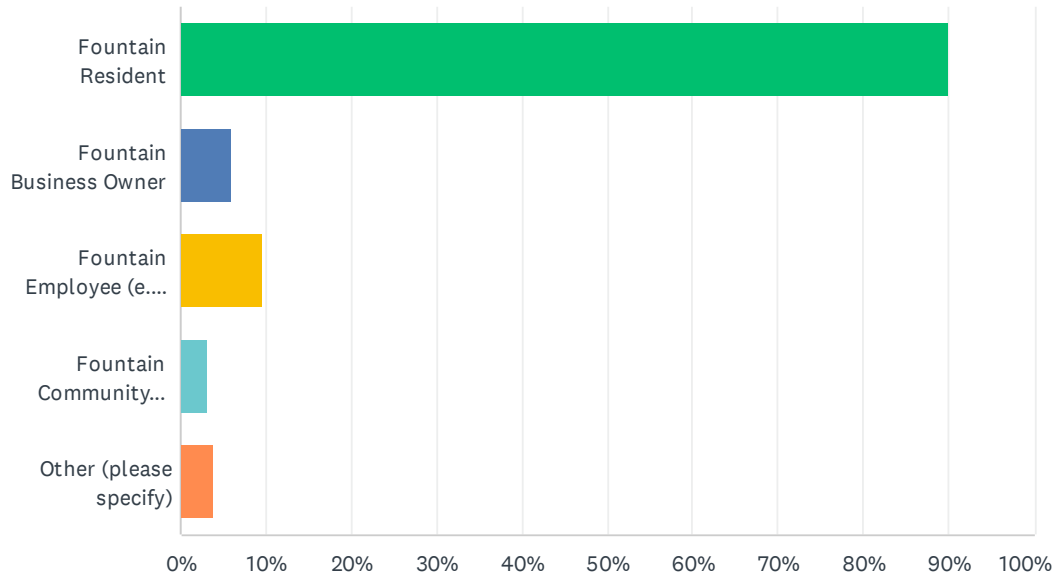


Q1 Which of the following describes your connection with the Fountain community (select all the apply)

Answered: 289 Skipped: 0



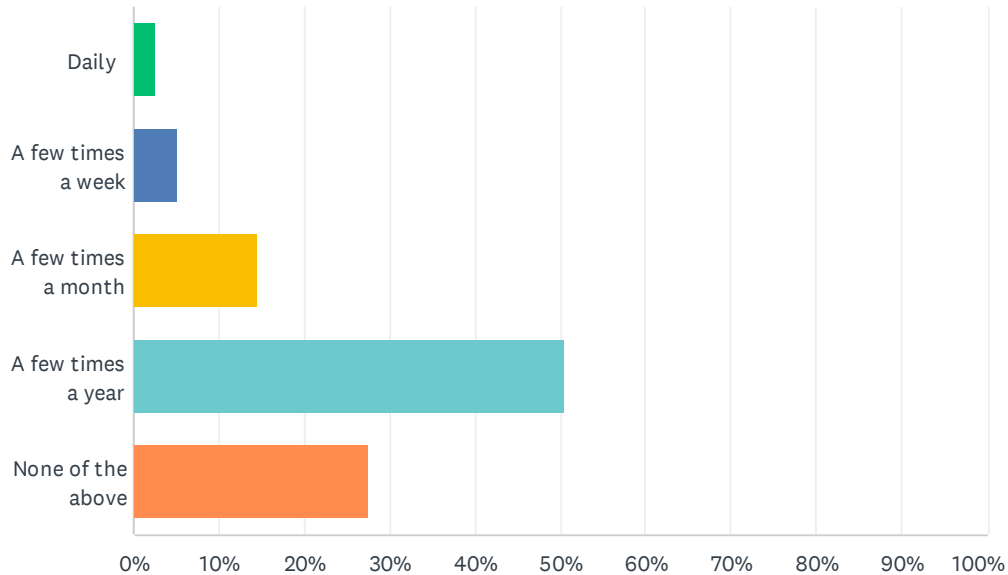
ANSWER CHOICES	RESPONSES	
Fountain Resident	89.97%	260
Fountain Business Owner	5.88%	17
Fountain Employee (e.g., I work in Fountain but am not a business owner or a resident.)	9.69%	28
Fountain Community Organization (e.g., I am a representative of the Chamber of Commerce, a place of worship, etc.)	3.11%	9
Other (please specify)	3.81%	11
Total Respondents: 289		

Q2 Enter the zip code for your primary residence or place of employment
(if in Fountain).

Answered: 282 Skipped: 7

Q3 How often do you visit Aga Park, located along W Alabama Avenue just west of Main Street? (select one of the following)

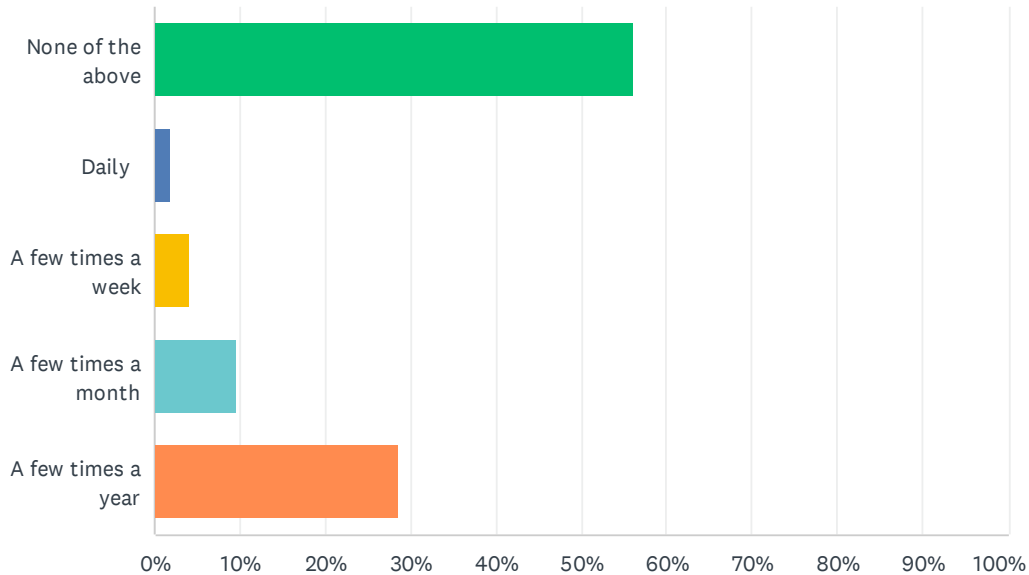
Answered: 277 Skipped: 12



ANSWER CHOICES	RESPONSES	
Daily	2.53%	7
A few times a week	5.05%	14
A few times a month	14.44%	40
A few times a year	50.54%	140
None of the above	27.44%	76
TOTAL		277

Q4 How often do you visit Adams Open Space, located east of Main Street and south of Downtown? (select one of the following)

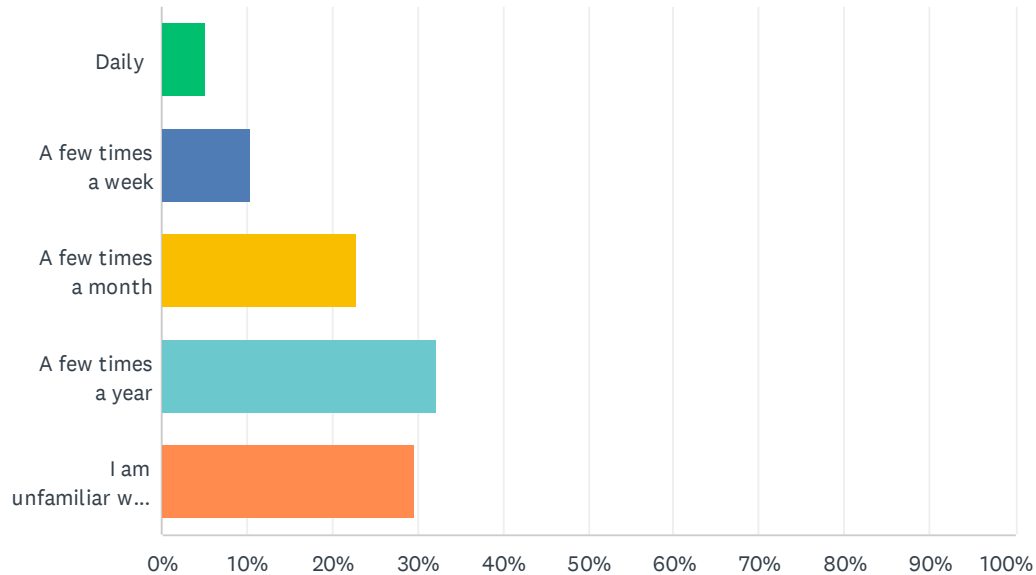
Answered: 273 Skipped: 16



ANSWER CHOICES	RESPONSES	
None of the above	56.04%	153
Daily	1.83%	5
A few times a week	4.03%	11
A few times a month	9.52%	26
A few times a year	28.57%	78
TOTAL		273

Q5 How often do you use the public trail systems located within the Fountain City limits (select one of the following)

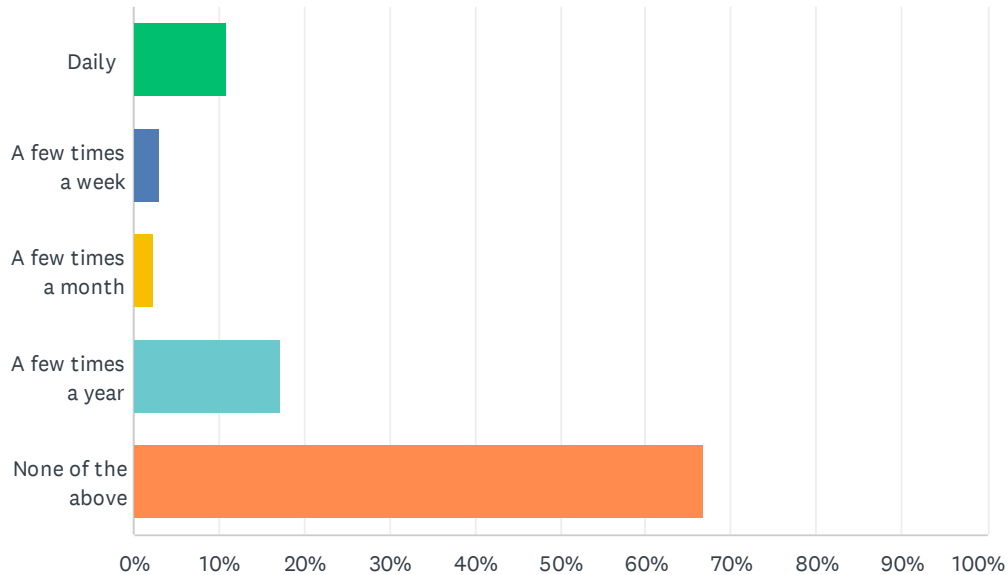
Answered: 277 Skipped: 12



ANSWER CHOICES	RESPONSES	
Daily	5.05%	14
A few times a week	10.47%	29
A few times a month	22.74%	63
A few times a year	32.13%	89
I am unfamiliar with Fountain's public trail system	29.60%	82
TOTAL		277

Q6 How often do you visit Aragon Elementary School, located along Race Street just west of Main Street? (select one of the following)

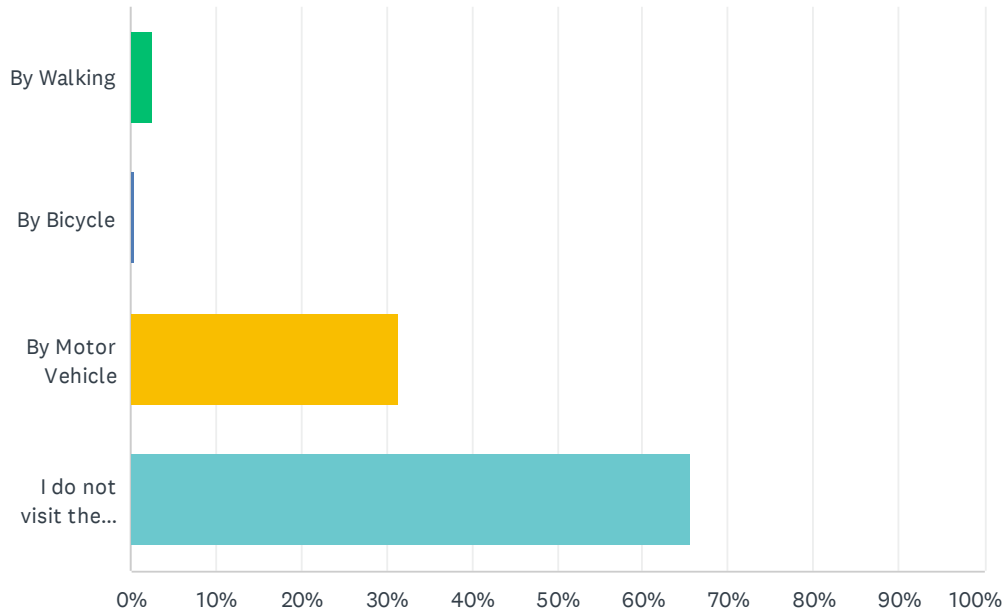
Answered: 267 Skipped: 22



ANSWER CHOICES	RESPONSES	
Daily	10.86%	29
A few times a week	3.00%	8
A few times a month	2.25%	6
A few times a year	17.23%	46
None of the above	66.67%	178
TOTAL		267

Q7 When visiting Aragon Elementary School, how do you access the property? (select one of the following)

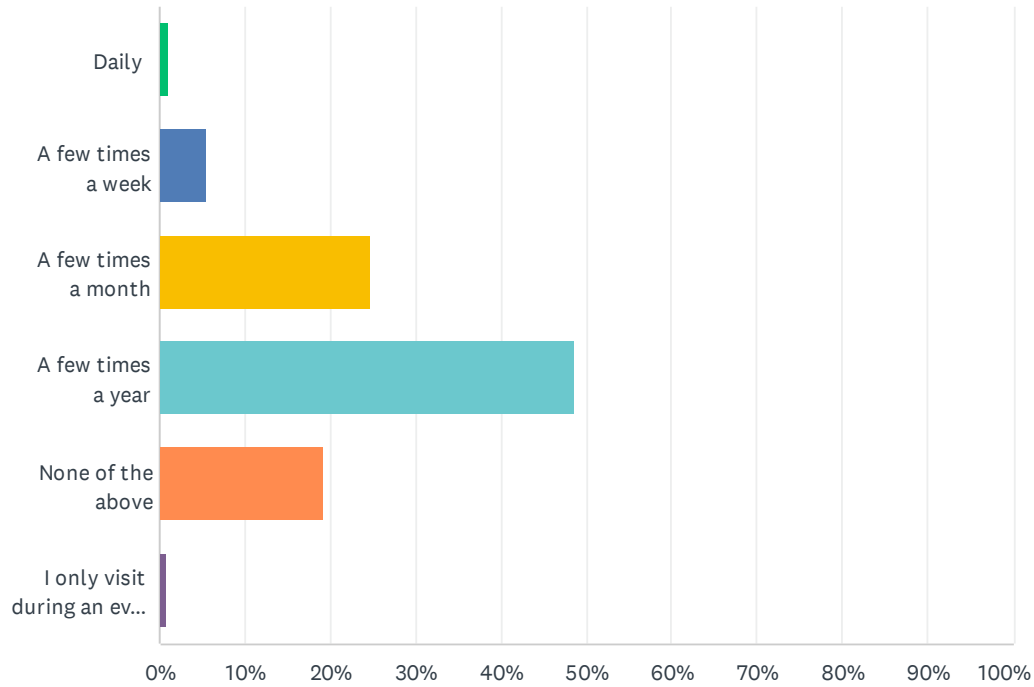
Answered: 265 Skipped: 24



ANSWER CHOICES	RESPONSES	
By Walking	2.64%	7
By Bicycle	0.38%	1
By Motor Vehicle	31.32%	83
I do not visit the School	65.66%	174
TOTAL		265

Q8 How often do you visit Pikes Peak Library, located along Main Street? (select one of the following)

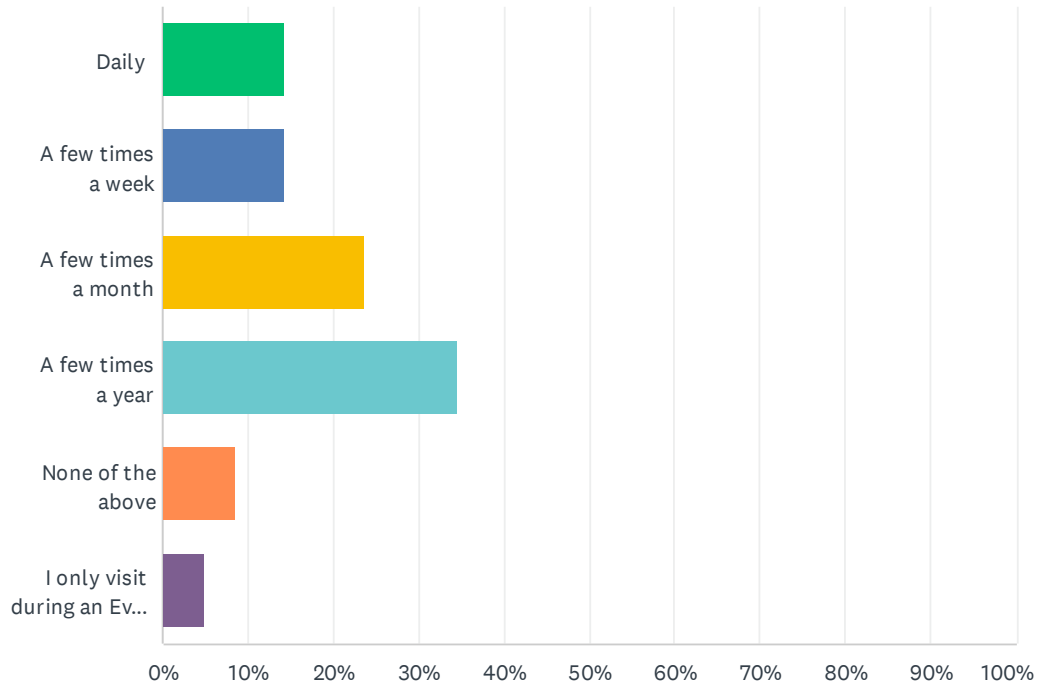
Answered: 267 Skipped: 22



ANSWER CHOICES	RESPONSES	
Daily	1.12%	3
A few times a week	5.62%	15
A few times a month	24.72%	66
A few times a year	48.69%	130
None of the above	19.10%	51
I only visit during an event (write in event)	0.75%	2
TOTAL		267

Q9 How often do you visit Downtown Fountain, located in the vicinity of Main Street and Ohio avenue? (select one of the following)

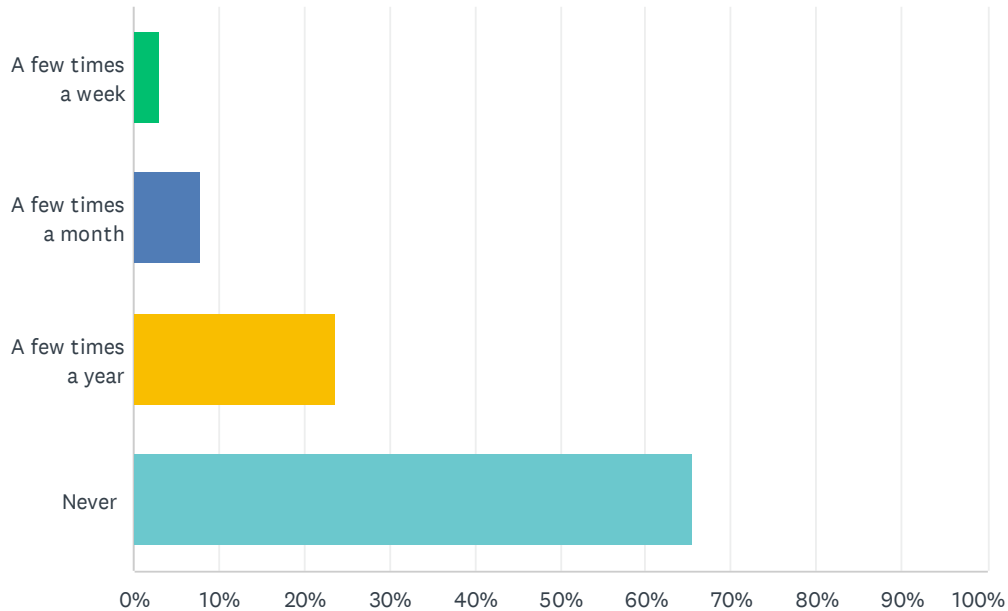
Answered: 267 Skipped: 22



ANSWER CHOICES	RESPONSES	
Daily	14.23%	38
A few times a week	14.23%	38
A few times a month	23.60%	63
A few times a year	34.46%	92
None of the above	8.61%	23
I only visit during an Event (write in event)	4.87%	13
TOTAL		267

Q10 How often do you visit Utilities Building or drive-thru located at North Main Street? (select one of the following)

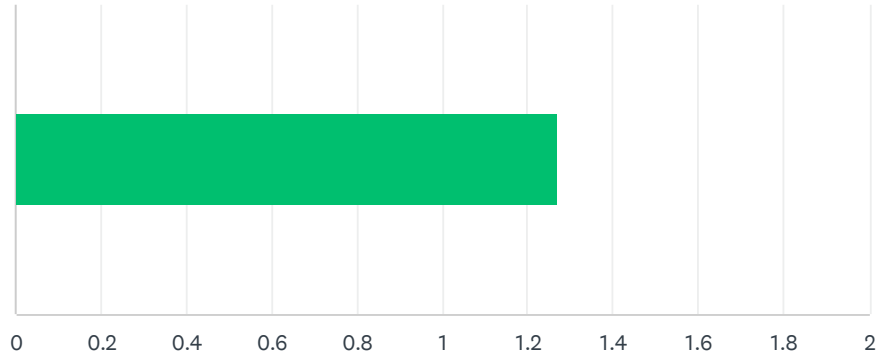
Answered: 267 Skipped: 22



ANSWER CHOICES	RESPONSES	
A few times a week	3.00%	8
A few times a month	7.87%	21
A few times a year	23.60%	63
Never	65.54%	175
TOTAL		267

Q11 Do you feel that Downtown Fountain has enough passive use options for pedestrians?

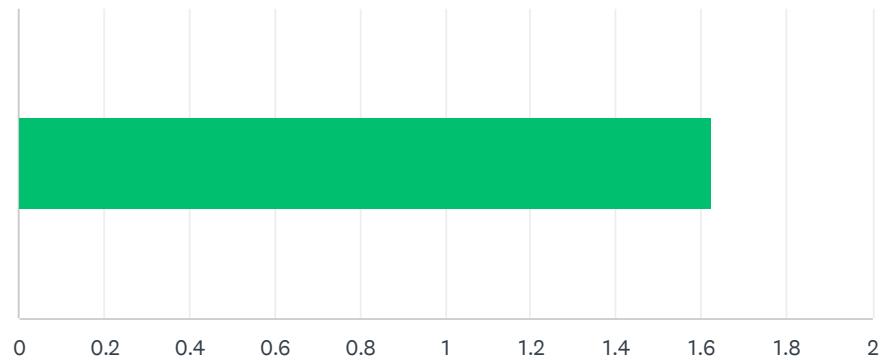
Answered: 251 Skipped: 38



ANSWER CHOICES	AVERAGE NUMBER	TOTAL NUMBER	RESPONSES
	1	319	251
Total Respondents: 251			

Q12 Describe your perception of bicycle safety in Downtown Fountain.

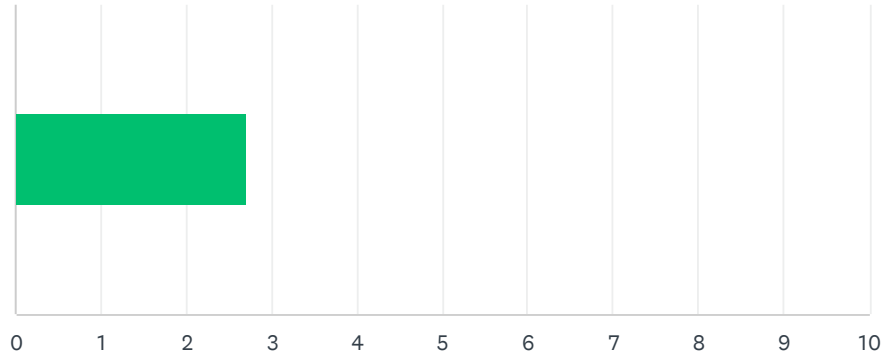
Answered: 246 Skipped: 43



ANSWER CHOICES	AVERAGE NUMBER	TOTAL NUMBER	RESPONSES
	2	400	246
Total Respondents: 246			

Q13 Describe your perception of the level of safety and crime-deterrent elements in Downtown.

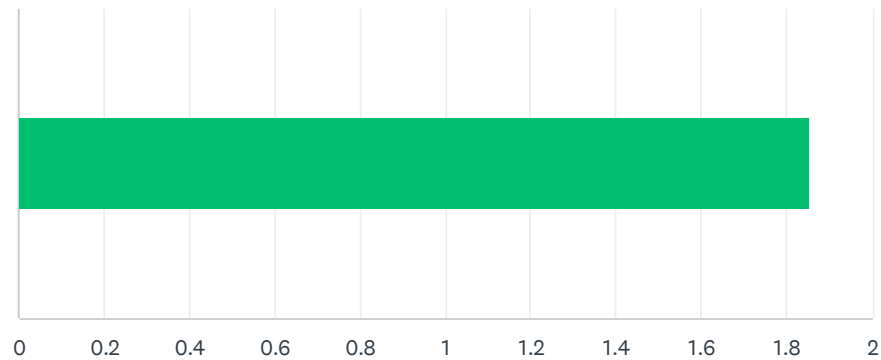
Answered: 247 Skipped: 42



ANSWER CHOICES	AVERAGE NUMBER	TOTAL NUMBER	RESPONSES
	3	669	247
Total Respondents: 247			

Q14 Describe your perception of Downtown’s appearance.

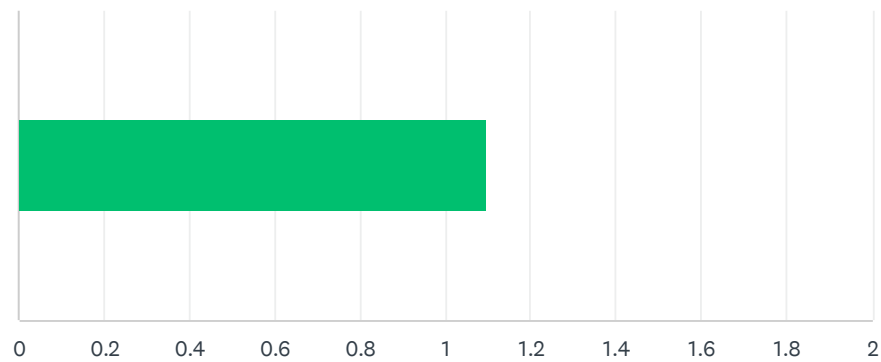
Answered: 249 Skipped: 40



ANSWER CHOICES	AVERAGE NUMBER	TOTAL NUMBER	RESPONSES
	2	462	249
Total Respondents: 249			

Q15 Describe your perception of Downtown’s destinations and small business amenities

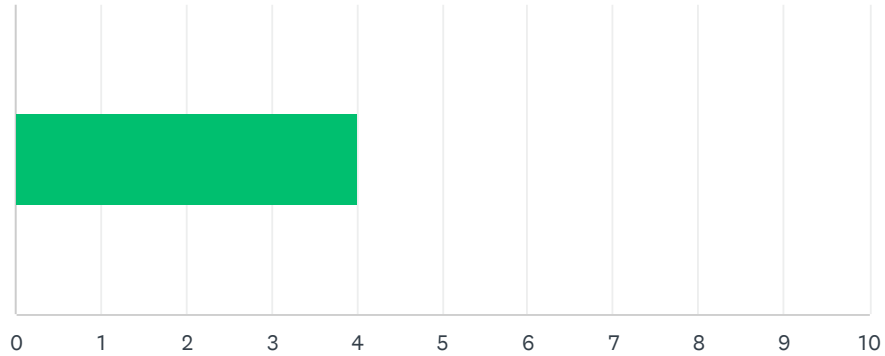
Answered: 242 Skipped: 47



ANSWER CHOICES	AVERAGE NUMBER	TOTAL NUMBER	RESPONSES
	1	265	242
Total Respondents: 242			

Q16 If Downtown were enhanced to include more amenities, shops, and destinations, how often would you patronize these establishments?

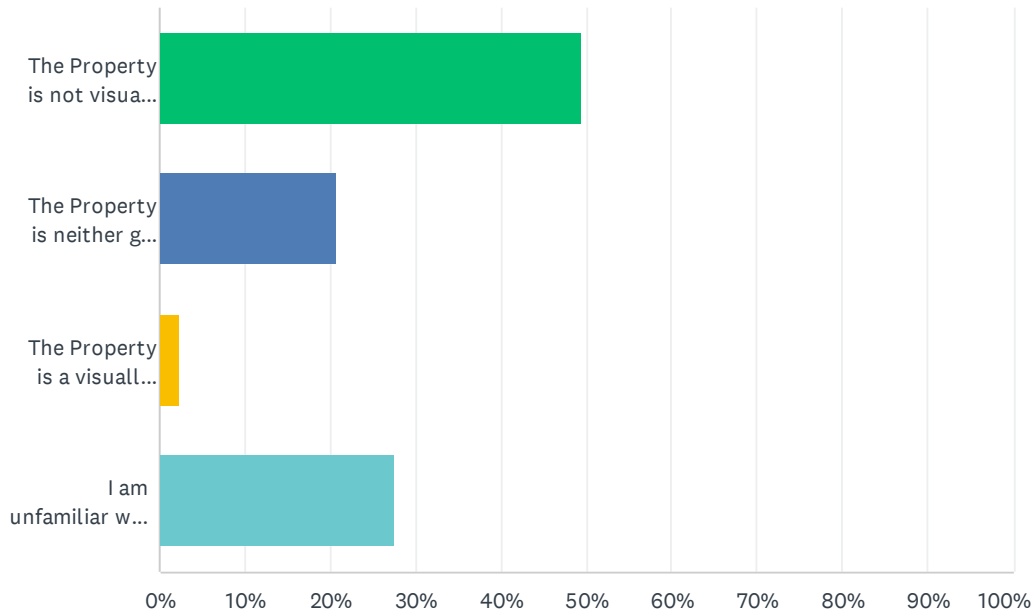
Answered: 255 Skipped: 34



ANSWER CHOICES	AVERAGE NUMBER	TOTAL NUMBER	RESPONSES
	4	1,023	255
Total Respondents: 255			

Q17 Describe your perception of the Blast Site located between Missouri Avenue and Illinois Avenue on the east side of the railroad tracks. (select one of the following)

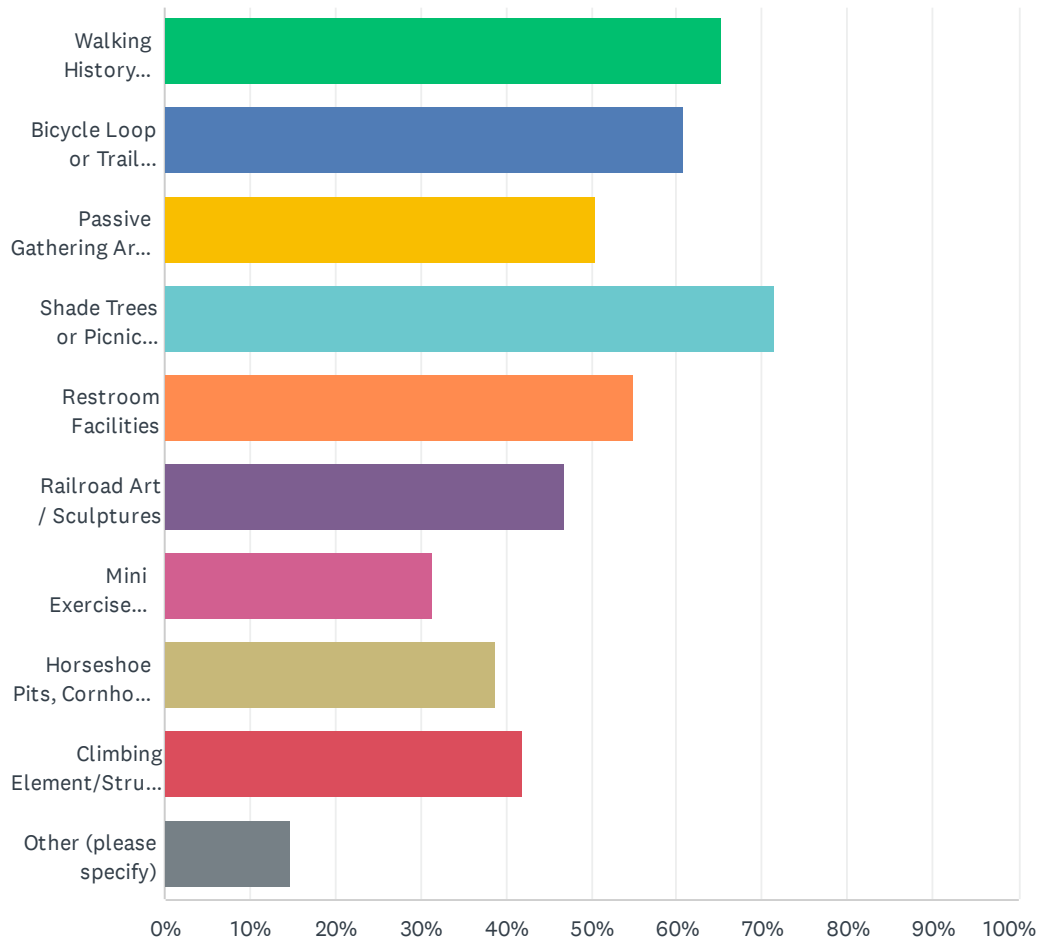
Answered: 255 Skipped: 34



ANSWER CHOICES	RESPONSES	
The Property is not visually pleasing and needs improvement.	49.41%	126
The Property is neither good nor bad from a visual perspective.	20.78%	53
The Property is a visually pleasing open space I am unfamiliar with Fountain's public trail system	2.35%	6
I am unfamiliar with the Property.	27.45%	70
TOTAL		255

Q18 If the City were to develop a passive recreational corridor linking Indiana Avenue and Aga Park which of the following amenities/site elements would you like to see incorporated into the space? (select all that apply)

Answered: 245 Skipped: 44

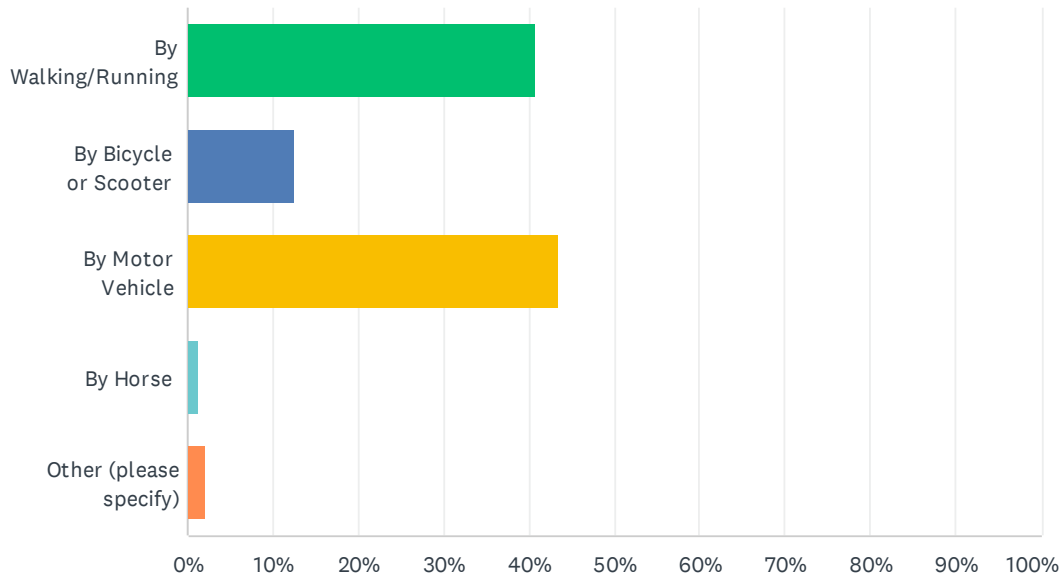


City of Fountain Blast Site & Passive Recreational Corridor Feasibility Study

ANSWER CHOICES	RESPONSES	
Walking History Pathways	65.31%	160
Bicycle Loop or Trail Network	60.82%	149
Passive Gathering Areas (e.g., plazas, lawn areas)	50.61%	124
Shade Trees or Picnic Shelters	71.43%	175
Restroom Facilities	55.10%	135
Railroad Art / Sculptures	46.94%	115
Mini Exercise equipment Stations	31.43%	77
Horseshoe Pits, Cornhole, or similar activities	38.78%	95
Climbing Element/Structure	42.04%	103
Other (please specify)	14.69%	36
Total Respondents: 245		

Q19 If the City were to develop a passive recreational corridor linking Indiana Avenue and Aga Park what would be your primary means of accessing the space? (select one)

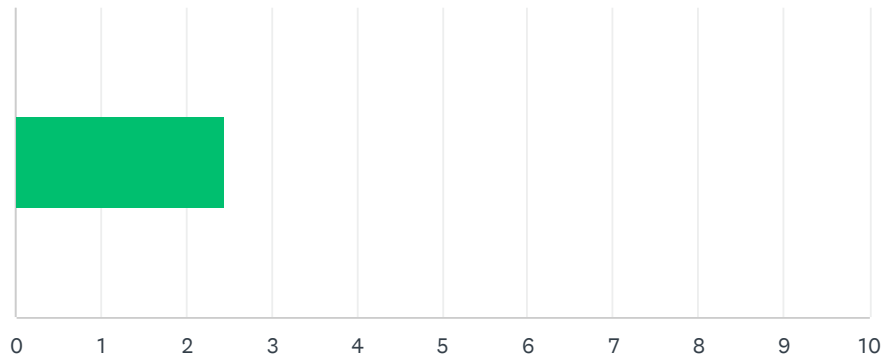
Answered: 246 Skipped: 43



ANSWER CHOICES	RESPONSES	
By Walking/Running	40.65%	100
By Bicycle or Scooter	12.60%	31
By Motor Vehicle	43.50%	107
By Horse	1.22%	3
Other (please specify)	2.03%	5
TOTAL		246

Q20 Describe your level of support/excitement of the City creating a passive recreational pedestrian corridor linking Indiana Avenue and Aga Park in downtown.

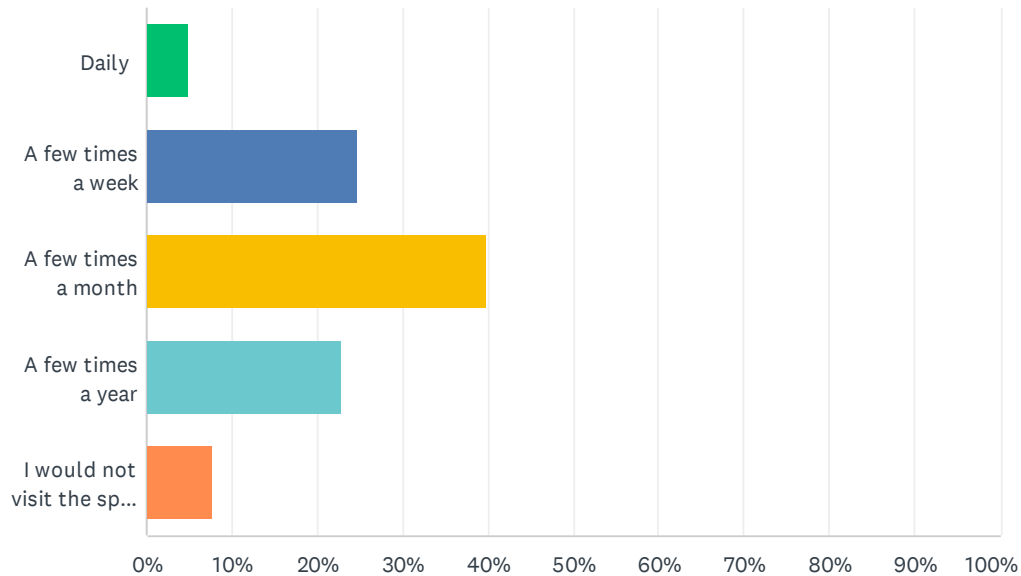
Answered: 245 Skipped: 44



ANSWER CHOICES	AVERAGE NUMBER	TOTAL NUMBER	RESPONSES
	2	601	245
Total Respondents: 245			

Q21 If the City were to develop a passive recreational corridor linking Indiana Avenue and Aga Park how often would you visit the space? (select one)

Answered: 246 Skipped: 43



ANSWER CHOICES	RESPONSES	
Daily	4.88%	12
A few times a week	24.80%	61
A few times a month	39.84%	98
A few times a year	22.76%	56
I would not visit the space (if so, why? Examples include: Public Safety Concerns, Unpleasant Area, Lack of small business vitality, Traffic or Road Crossings)	7.72%	19
TOTAL		246